

COVID19Tourism Index

www.covid19tourism.com

Definition

The COVID-19 pandemic has been devastating to tourism and travel.

Covid19Tourism index helps the industry gauge the recovery level compared to the "normal time" without Covid19.

A level of 100 indicates the recovery to the "normal" level: corresponding value in 2019 adjusted by YoY change in January 2020.



Sub-indexes

Five sub-indexes were used to generate the daily value of each country.



Aviation Index

Measures the air flight departure volume in the major international airports of the country



Hotel Index

Measures the hotel performance level of major hotels and hotel chains in the country.



Pandemic Index

Measures the pandemic situation based on new COVID-19 cases per 1 million inbound tourists.



Interest Index


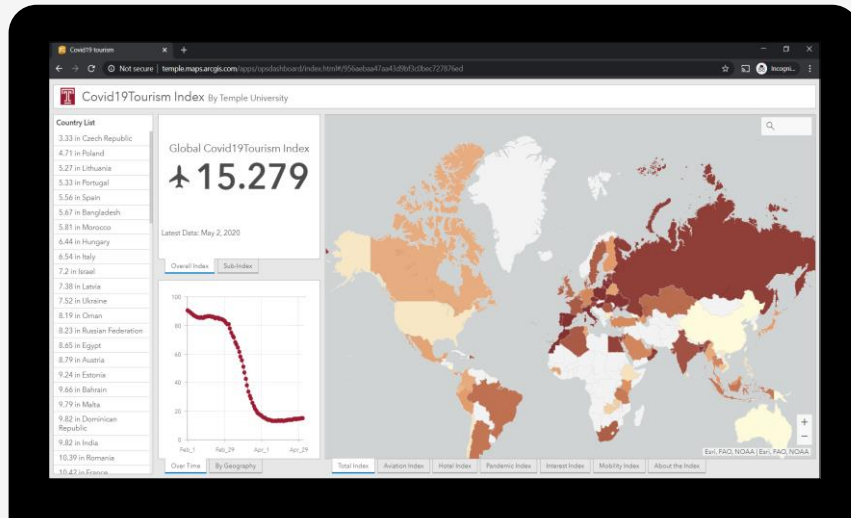
Measures the online interests in the search engine from potential tourists.



Mobility Index

Measures the level of mobility in tourism-related locations, such as national parks, amusement parks, and transport hubs.

Data sources




Hotel Data

Collected from STR, LLC, the most reputable hotel data vendor.



Pandemic Data

Collected from European Centre for Disease Prevention and Control



Mobility Data

Collected from Google Mobility Tracker based on tourism-related locations



Flight Data

Collected from the database of International Civil Aviation Organization (ICAO)



Interest Data

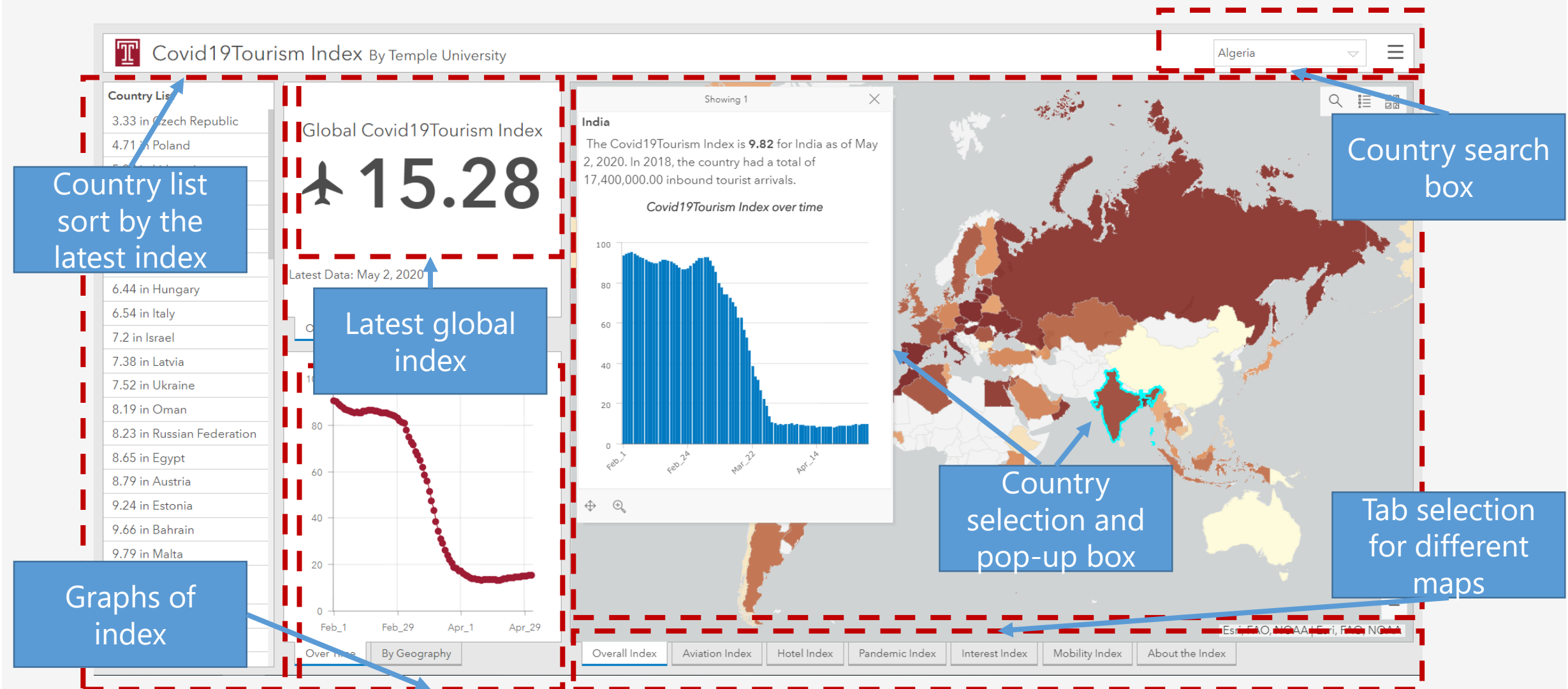
Collected from the online search volume index via Google Trends



Tourism Data

Collected from the United Nations World Tourism Organization

Dashboard



Country list sort by the latest index

Latest global index

Graphs of index

Country search box

Country selection and pop-up box

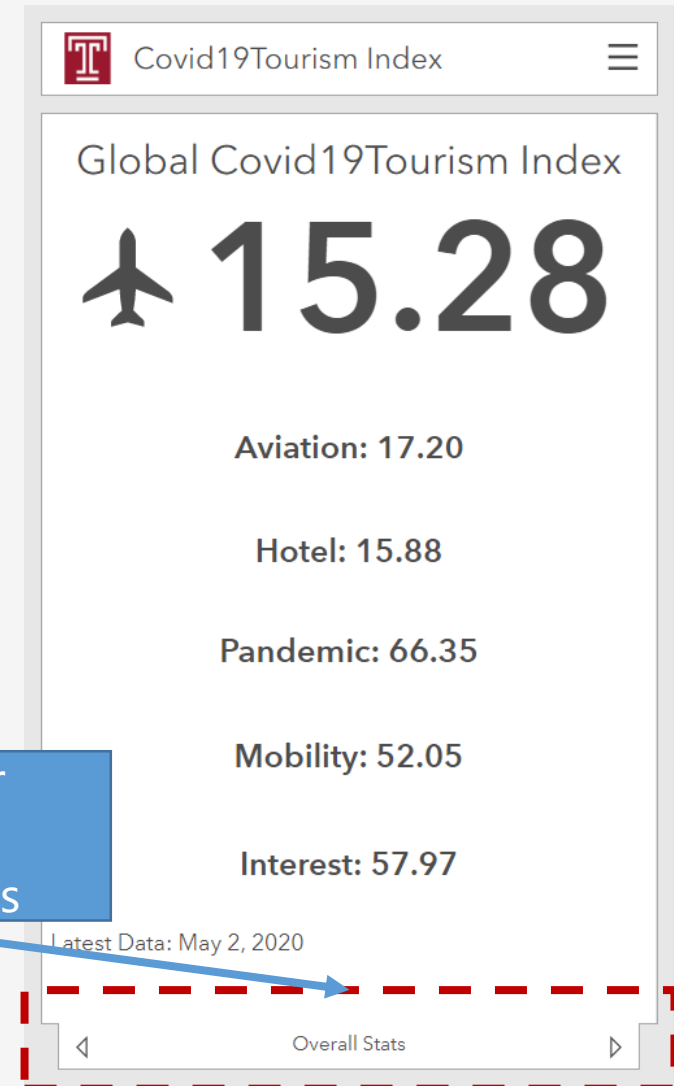
Tab selection for different maps

Dashboard

The dashboard also supports the mobile view.

The data will be updated every Thursday morning (US EST).

The index data will become available for download shortly.


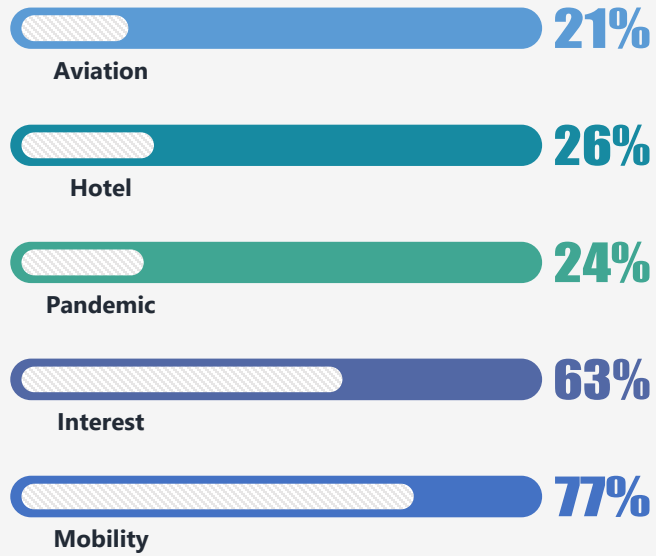


Tab selection for different lists/graphs/maps

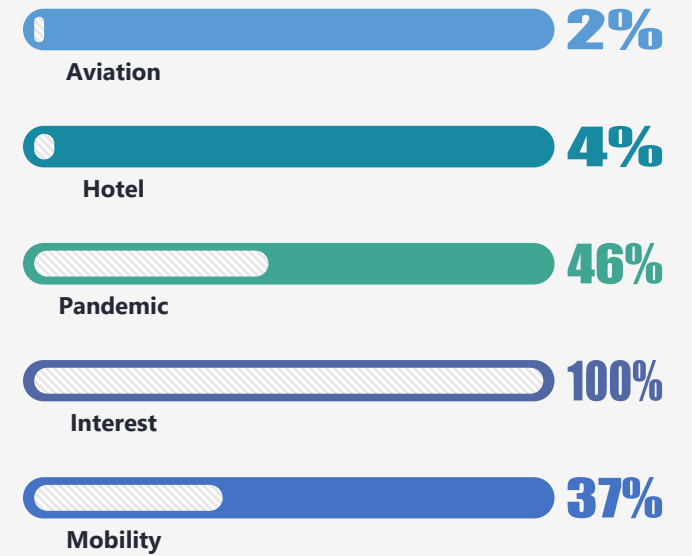
Latest data



23% United States
Covid19Tourism Index



7% Italy
Covid19Tourism Index



Data from May 9, 2020

Contact



School of Sport, Tourism
and Hospitality Management

Dr. Yang Yang

Associate Professor

Assistant Director of The U.S.-Asia Center for Tourism and Hospitality Research

Email: yangy@temple.edu

Web: www.covid19tourism.com